

6th Grade Newsletter

Oster-Oakview School

<http://www2.nlsd122.org/c/index..php/schools/oster-oakview/>

Week Of:
Sept. 27-Oct. 1

Contact us

Mrs. Grasso
agrasso@nlsd122.org

Mrs. O'Brien
jobrien@nlsd122.org

Mrs. Mulder
pmulder@nlsd122.org

Mr. Pacholski
jpacholski@nlsd122.org

Dr. Kedzior
dkedzior@nlsd122.org

Mrs. Maguire
gmaguire@nlsd122.org

Mrs. Berwanger
mberwanger@nlsd122.org

Mrs. Deckinga
cdeckinga@nlsd122.org

Technology Corner

Officer Safety Video

Here are two links to help check your child's grade through Powerschool.

[Checking grades on Powerschool video](#)

[Powerschool App Directions](#)

Technology Help

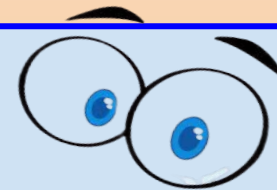
If you experience any technology issues, please email

tech-help@nlsd122.org.

*Sometimes just rebooting your iPad fixes small issues!



Looking Ahead:



Wednesday, September 29-Basketball home game for the girls

We would like you to join us in showing our school spirit by participating in MARVELOOUS Mondays! Each Monday we encourage staff and students to wear green and silver, Oakview Spirit Wear or super hero shirts! We look forward to celebrating MARVELOOUS Mondays every Monday!




Dr. Kedzior

- **Essential Question:** How can people and animals relate to each other?
- **My Perspectives:** Unit 2 - poetry "A Blessing"
- **Writing:** Elements of writing poetry
- **Wordly Wise:** Lesson 3 Graphic Organizers
- **Grammar:** Adjectives/adverbs
- **Tests:** Wed. 9/29 "A Blessing"
Fri. 10/1 WW Lesson 3 Test



Mrs. Grasso

- **Essential Question:** How can people and animals relate to each other?
- **My Perspectives:** Unit 2 - poetry "A Blessing"
- **Writing:** Elements of writing poetry
- **Wordly Wise:** Lesson 3 Graphic Organizers
- **Grammar:** Adjectives/adverbs
- **Tests:** Wed. 9/29 "A Blessing"
Fri. 10/1 WW Lesson 3 Test



Mrs. O'Brien

- **EEssential Question:** How can people and animals relate to each other?
- **My Perspectives:** Unit 2 - poetry "A Blessing"
- **Writing:** Elements of writing poetry
- **Wordly Wise:** Lesson 3 Graphic Organizers
- **Grammar:** Adjectives/adverbs
- **Tests:** Wed. 9/29 "A Blessing"
Fri. 10/1 WW Lesson 3 Test



Mr. Pacholski

Math -

Last Week - Divided fractions and mixed numbers

Next Week - Integers


Social Studies-

Last Week - Finishing up our Mesopotamia Unit. Test is Thursday, September 30th

Next Week- Science!!!



Mrs. Mulder
Math Block 3:
We continue with Topic 2 focusing on the coordinate grid and finding distance.
Math Blocks: 1, 2, & 4:
We will focus this week on integers and absolute value with a mid-topic quiz at the end of the week.
Morning math club will be offered every Tuesday and Thursday beginning Tuesday, September 14 from 6:50-7:30.
Students have access to IXL, to practice skills at home. Please continue to check Power School as I update grades daily.



Mrs. Maguire

Science

Resources in Ecosystems

Upcoming Quizzes

October 1 = Unit 1-1

October 8 = Unit 1-2

Mrs. Maguire's News You Can Use September 27-October 1



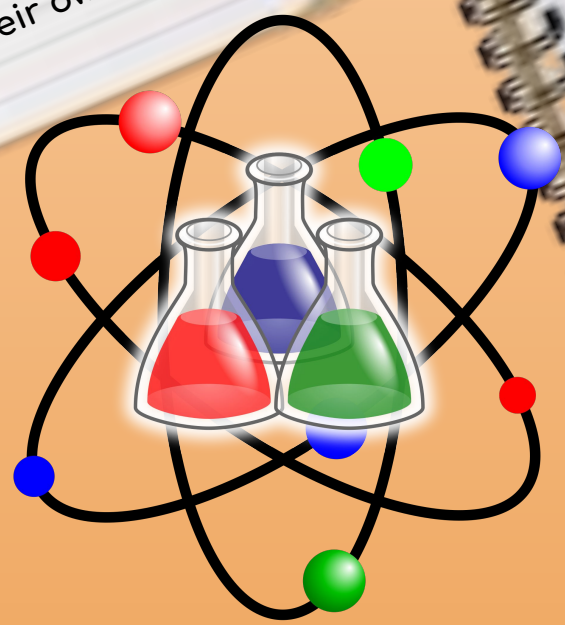
Mrs. Berwanger's Science/Social Studies Class

We are continuing to move right along in Unit 1-Living Things and Ecosystems for Science. Everyone is doing an amazing job with highlighting and annotating throughout the lesson. This week we will focus on Lesson 5-How do matter and energy move in an ecosystem? Please check assignment notebooks for the upcoming test. As much as I try to get through a lesson each week, it doesn't always happen. I've been asking students to take home their workbooks to read over the material discussed in class. It is very helpful if this is done with a parent, older sibling, aunt/uncle, or grandparents. Students do get to use their books when testing but reviewing the information really helps students to locate those answers on their own.



Mrs. Berwanger's Math Class

We will continue to work in the Everyday Math book. Once we finish with volume we will look at answering number sentences correctly. At the end of the Lesson, we will take a test to evaluate area and volume and number sentences. I'm hoping to test at the end of the week. Check assignment notebook for updates.





Instructional ELA

Reading Comprehension Strategies:

Questioning: When readers question the text before, during, and after they read. Some of the most interesting questions aren't always answered in the story.

Visualizing: When a reader can make a mental image in their head using the senses to help them imagine what they might smell, hear, see, taste, or feel as they read. This will help them get deeper into the text.

Mrs. Deckinga's Instructional ELA Class

We are continuing to read our novel St. Louis Armstrong Beach in iLit and using comprehension strategies as we read. This week we focused on making connections between the novel and the students prior knowledge as well as predicting what will happen next. We also finished taking the Fall Aimsweb benchmark assessments and were introduced to new vocabulary words.