



# OAKVIEW NEWS

## NOVEMBER 2021



**Ms. Theresa  
Baumann  
Principal**

**Mr. Edward  
Lesniak  
Asst. Principal**

**Office Hours  
6:45 - 3:00**

**Phone  
Number:  
815-485-2125**

### A MESSAGE FROM THE PRINCIPAL

Happy November! This time of year allows us to reflect on the things that we are thankful for. During announcements each day we encourage students to find their 3 positives for the day, that way when they come home they can share with you 3 great things they did for someone or was done for them. This month we are going to practice gratitude and do a gratitude journal as part of their daily routine. Each day they will write a few sentences or draw a picture about something they are grateful for. Ask them to share their thoughts and journal with you.

Thank you to all of our families for a wonderful school year so far. We truly appreciate everything you are doing to help ensure a great year. We are looking forward to scheduling Parent Teacher conferences either in person or zoom. Information about signing up for conferences was sent out by the District Office and has been included in this newsletter.

Ms. Baumann

**FIND  
THE  
HERO  
IN  
YOU!**



### CALENDAR OF EVENTS

#### NOVEMBER

- 7 - DAYLIGHT SAVINGS TIME ENDS - TURN CLOCKS BACK
- 10 - TRIMESTER 2 BEGINS
- 11 - VETERANS DAY - SCHOOL IS IN SESSION
- 12 - DECADES DAY - Wear something from the 70'S, 80'S or 90'S
- 16 - SCHOOL BOARD MEETING
- 18 - TRIMESTER 1 REPORT CARDS GO HOME
- 18 - PTO MEETING - 9:30
- 19 - ½ DAY - 10:35 DISMISSAL - SCHOOL IMPROVEMENT DAY
- 22-23 - NO SCHOOL - CONFERENCES
- 24-26 - THANKSGIVING BREAK

**Office Hours  
6:35 - 3:25**

**Phone Number:  
815-485-2125**

**District  
Website:  
[http://www.nlsd  
122.org](http://www.nlsd122.org)**

**School Website:  
[http://www.nlsd  
122.org/schools/  
oster](http://www.nlsd122.org/schools/oster)**

**NLSD 122 PTO CORNER**  
**THANKSGIVING**

---

We are GRATEFUL for you!

**Current events:**

- Wreath sales-[www.evergreenindustries.com](http://www.evergreenindustries.com) 6 code:newlen  
Delivered to your home (cost includes shipping) November 27<sup>th</sup>.  
December 7<sup>th</sup>.**
- Dine and Donate November 19<sup>th</sup>-Chicago Dough**

**Future events:**

- Gift card information will be going out soon.**
- Pie sale-just in time for Christmas.**
- Bingo night-January 21, 2022**
- Bowling-February (be on the lookout for date/time)**
- Daddy/Daughter dance March 5, 2022**
- May 21, 2022 Mental Health 5k walk/run/health fair**

**\*We are looking for volunteers to help if you are interested,  
please email [nlsd122pto@gmail.com](mailto:nlsd122pto@gmail.com)**

**\*Looking for a volunteer to manage our website, please let us  
know if you would be interested.**

**\*Stay up to date with what is going on with the PTO on Facebook  
or Instagram!**

**Please join us for our monthly meetings, third Thursday of every  
month with a rotation of evenings 7:30p.m. and mornings  
9:30 a.m.**

**[www.newlenoxpto.org](http://www.newlenoxpto.org)  
[nlsd122pto@gmail.com](mailto:nlsd122pto@gmail.com)**


Hello Oster-Oakview Family and Friends,

I can't believe we are already in November! This school year is flying by!

In November, I always like to call it "Random Game November". We will be playing different games and activities that rely on different skills that the students have. They will be challenged cognitively in developing strategies to be successful in those games and activities. These activities should take us to Parent/Teacher Conferences and Thanksgiving Break.

Go Eagles!

Mr. Kman



### Preschool Screenings

New Lenox School District will be screening children from ages three to five in the areas of motor, cognitive, and speech/language development. Early childhood educators will present "game like" activities to your child which assess various development skills. All preschoolers who reside in our district are eligible to attend free of charge. This is a preschool screening, **not** a kindergarten readiness screening. This year the screenings will be held at Cherry Hill Elementary and Early Childhood Center.

### 2021-2022 Screening Dates

November 19th

March 11th

May 6th

Call Cherry Hill School at 815-462-7831 to schedule an appointment.



# NLSD 122 IS HIRING!

NLSD 122 is seeking interested applicants for paraprofessional positions. Paraprofessionals need only to be 19 years of age and show proof of ONE of the following requirements:

- Associate's degree or higher or
- 60 semester hours of college coursework or
- High School Diploma or Equivalency and a score of 460 or higher on the ETS Parapro Test or
- High School Diploma or Equivalency and passing the ACT Work Keys tests

Interested applicants can apply on our website [HERE](#). All positions offer benefits and competitive hourly rates. Please contact Mandy Novotny at [mnovotny@nlsd122.org](mailto:mnovotny@nlsd122.org) with any questions.



## **Will County Health Department 2021 Flu Clinics**

**Flu Shots available for everyone 6 months old and older**

### **Will County Health Department Immunization Clinic Locations:**

Joliet Immunization Clinic  
501 Ella Ave  
Joliet, IL 60433

Monee Immunization Clinic  
5601 Monee-Manhattan Rd  
Monee, IL 60449

Bolingbrook Immunization Clinic  
323 Quadrangle Drive  
Bolingbrook, IL 60440

**Call For an Appointment 815-740-8143 (for all locations)**

#### Appointment Desk Hours:

Monday -Friday                      8:30 AM-4:00 PM

---

CDC recommends that **everyone 6 months of age and older receive a Flu Shot.**

- Quadrivalent Flu vaccine will be provided for adults and children.
- High-Dose Flu vaccine is available for persons 65 years and older.
- Egg-free Flu vaccine is available for persons 2 years old and older who are allergic to eggs.

Flu Shots are administered according to CDC Guidelines, based on vaccine availability.

---

**(Medicare/Medicaid accepted- Please bring your Medicare/Medicaid Card)**

Low-cost Flu Shots for those who are uninsured or under-insured

No one will be denied immunization due to true inability to pay

---

## **PARENT TEACHER CONFERENCE INFO**

Parent/Teacher conferences will be held November 19 (Cherry Hill and Kindergarten only), November 22 (all students), and November 23 (all students). To register for a conference, please visit the district website at <http://www.nlsd122.org> and navigate to the Parents and Students menu, then select Schedule Parent Teacher Conferences. Conference registration will open to all parents Nov 1 at 6 a.m. and close Nov 15 at 11:59 p.m.. If you need to register for conferences or change your conference registration after Nov 15, please contact the school office.

## **CONGRATULATIONS TO THE BOYS BASKETBALL TEAM!**



Mason Adair  
Thomas Ball  
Kyle Berkshire  
Wes Brendlinger  
Jonathan Dieters  
Ben Dilworth  
Nick Elstner  
Will Fookes  
Andrew Heilman  
Colin Kukla  
Caleb Lask  
Tyler Leiningner  
Tate Leverence  
Jeramie Morris  
Gabriel Reyna  
Cooper Rourke  
Jaden Smith  
Gavin Woodmaster  
Wyatt McDermott



## Lines from the LRC

October was a busy month in the LRC! The fourth and fifth graders continued to use Destiny Discover to search for new books. We practiced how to locate the call number of a book on the computer, decipher what the call number was telling us about the book, and how to locate it in the library! The students are doing a fantastic job of becoming more confident in searching for their books on the shelf.

November means Book Fair time in the Library! Our Book Fair will be held from November 15th through the 19th. Your child will be receiving a schedule in the next few weeks to let them know when their shopping time will be. The Book Fair will also be open during Parent Teacher Conferences. This is a great time to get started on some holiday shopping and help our school library in return. Our library receives back **55 PERCENT** of our Book Fair sales to purchase new books, how awesome is that!? We are also featuring the Scholastic E-Wallet. This is a fantastic option, as we unfortunately cannot have guests in to shop with students during the school day. To learn more about the E-Wallet or to set one up for your child please follow the directions on the attached flier.

Happy Reading,  
Mrs. Lasak

 SCHOLASTIC

## BOOK FAIRS

# THE EASIEST WAY TO SHOP THE FAIR!



A safe alternative to cash, **BOOK FAIR eWALLET** is the best way to fund your student's wish list! eWallets can be used at the in-school Fair or online to shop from 5,000+ products. Any unused funds can be spent at The Scholastic Store Online or to fund an eWallet for a future Fair.




CREATE ACCOUNT



ADD FUNDS



and/or  
SHARE WITH  
FAMILY & FRIENDS




SHOP

To get started, visit our school's Book Fair homepage:

<https://www.scholastic.com/bf/osteroakviewschool2>



# Notes from the Easel



Art is being made here at Oakview, and I'm excited to be sharing my materials with the students so they can paint and use bigger paper again. Each grade level has a progressive curriculum designed to improve your child's artistic ability, and flourish their creativity. Here's a look at some of the art projects we will be starting this year.

4th grade is finishing with their Name Monsters. They have created these by writing their names facing together in a mirror image form. Then they had to use those lines to create a unique monster, Alien, or creature design. This project usually brings out the most creative designs.



5th grade finished painting monochromatic moonscapes. Students start with white as a tint, and then add scoops of one color only to create a radiating design which shows a slow decrease of light coming from the moon. They then hand paint their own spooky trees in black.



6th grade is creating one point perspective covered bridges. They learn how to create depth in a landscape by drawing objects larger and closer to the viewer and smaller and farther away from the viewer. I love doing these in the fall so the students can use lots of colors in the trees and surrounding environment.



I will try my hardest to monitor and evaluate each student as best as I can during this time, and mostly, give them a chance to make and share their art with others. Look for my monthly newsletter for any special announcements, or even just to hear about some of the upcoming projects they will be working on. Thank you for your patience, and support for the arts, and I hope we have a great year.



## PTC Wizard Online Conference Scheduling System PARENT INSTRUCTIONS


### HOW TO SCHEDULE A CONFERENCE

1. Go to the NLSD website, and select **Schedule Parent-Teacher Conferences** under the **Parents/Students** main menu. Click on your school.  
**PLEASE NOTE:** If you have multiple students in multiple schools, you will need to return to this page and follow the below steps for each school!
2. Click the red button **Create Account!** and enter your first name, last name, email and password in the resulting window, then click **Register**.  
**PLEASE NOTE:** All parents will need to register as a first-time user, even if they used the scheduling system last year.



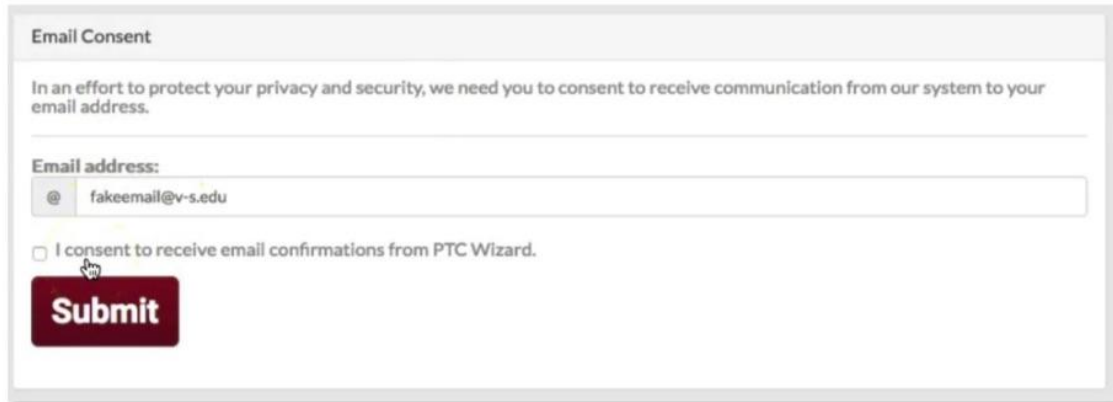
The image shows the 'Parent Sign In' window of the PTC Wizard system. At the top, the logo 'PTC wizard' is displayed with the tagline 'THE EASIEST WAY TO SCHEDULE PARENT-TEACHER CONFERENCES'. Below the title bar, there are two input fields: 'Username' and 'Password'. To the right of the 'Password' field is a small eye icon. Below these fields are two buttons: 'Sign In' and 'Create Account!'. Further down is a 'Sign in with Google' button with the Google logo. At the bottom, there is a link that says 'Forgot your password?'.

3. Fill in your child's first and last name and click the **Save** button.




The image shows the 'Add A Child' window of the PTC Wizard system. At the top, the logo 'PTC wizard' is displayed with the tagline 'THE EASIEST WAY TO SCHEDULE PARENT-TEACHER CONFERENCES'. Below the title bar, there are two input fields: 'Child First Name' and 'Child Last Name'. Below these fields are two buttons: 'Save' and 'Cancel'. The 'Save' button is highlighted with a yellow circle, and a mouse cursor is pointing at it.

4. You will need to consent to emails in order to receive your conference schedule via the email. Enter your email address, check the **I consent** box, and click **Submit**.



The form is titled "Email Consent". Below the title is a paragraph: "In an effort to protect your privacy and security, we need you to consent to receive communication from our system to your email address." Below this is a text input field labeled "Email address:" containing the text "fakeemail@v-s.edu". Below the input field is a checkbox with the text "I consent to receive email confirmations from PTC Wizard." and a red "Submit" button.

5. Add the Add a Meeting screen you can add additional children who attend the same school by clicking on **Account Settings** in the top-right, next to Sign Out. You could then click **+ADD** to add a child on the Account Settings screen.

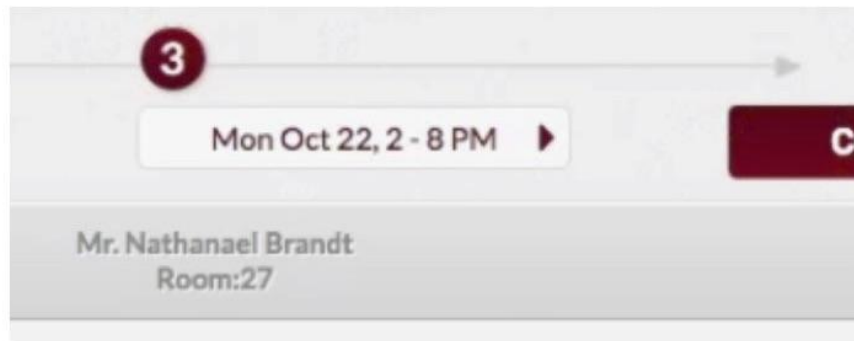


A screenshot of a navigation bar. On the left is the word "Schedule". On the right are the links "ACCOUNT SETTINGS" and "SIGN OUT". Below the navigation bar is a large red button with the text "Add a Meeting".

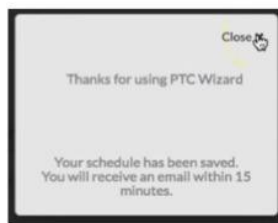


The form is titled "My Profile". It contains several input fields: "First Name" (Kent), "Last Name" (Hrbek), "Email" (fakeemail@v-s.edu), and "Password" (Change Password). Below these is a section titled "Children" with a "+ADD" button. Under "Children" are two input fields: "First Name" (Joe) and "Last Name" (Mauer). Below the "Children" section is a checkbox labeled "Calendar Connected" which is checked. At the bottom is a red "Save" button.

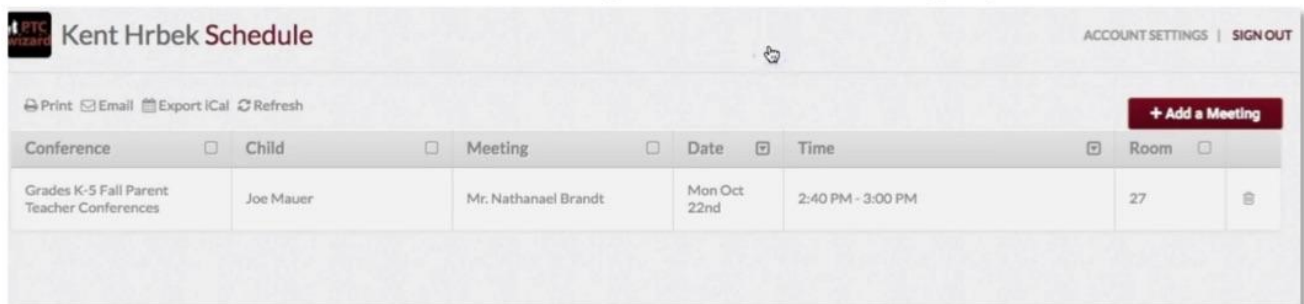
- Click the big **Add a Meeting** button and select a conference type (Either ZOOM or In Person) then day; A list of teachers will appear. Select a teacher and then click on available time slot. If no available times work for you on the first day of conferences, you can select a different day in the date selection box.



- You will get a pop-up message informing you that a meeting has been scheduled.



- After closing the confirmation pop-up, you will be taken to your conference schedule screen. You can print your schedule of conferences from this screen with the Print icon (your schedule will also be emailed to you). To schedule other conferences with other teachers or for other students at the same school, select the **+ Add a Meeting** button to follow the steps again.



- PLEASE NOTE:** If you need to schedule conferences for students at another building, please go back up to step 1 to get to the other school's conference scheduling website.



**PTC Wizard Online Conference Scheduling System**  
**WALK-THROUGH VIDEOS**

Click below for a video walk-through of conference scheduling made by PTCWizard:

<https://www.youtube.com/watch?v=uxq2llySF48>

Click the below link for a video walk-through of conference scheduling made by a different school district (more detailed):

[https://www.youtube.com/watch?v=vKv\\_Xpdk6G8](https://www.youtube.com/watch?v=vKv_Xpdk6G8)